

TS/e - TS

Aeroevaporatori a doppio flusso d'aria
Evaporateur à double flux d'air
Dual discharge unit coolers
Воздушные испарители с двойной циркуляцией воздуха



TS/e

MOTORI DOPPIA VELOCITA' DOUBLE SPEED MOTORS



TS



Il **Mod TS** è un evaporatore a doppio flusso d'aria, per applicazioni in celle frigorifere di altezza ridotta e sale di lavorazione. Il **Mod. TSH** è adatto per congelamento e conservazione prodotto surgelato, passo alette mm. 3,2. Il **Mod. TSM** è adatto per congelamento e conservazione prodotto surgelato, passo alette mm. 5.5. Il **Mod. TSL** è adatto per congelamento e conservazione prodotto surgelato, passo alette mm. 7,5. Il **Mod. TSZ** è adatto per congelamento e conservazione prodotto surgelato, passo alette mm. 11. La serie **TS** si differenzia in 2 tipologie: **Mod. TS/e** con motore \varnothing 300mm, monofase a poli schermati 230v 1/50-60hz. **Mod. TS HIGH/LOW CON MOTORE A DOPPIA VELOCITÀ** \varnothing 315 monofase, 230v 1/50-60hz. **TS- SS** = versione senza sbrinamento (consigliato fino a 2°C) **TS- ED** = versione con sbrinamento elettrico (consigliato fino a -40°C), predisposti per il collegamento 400v/3/50-60hz. **TS - HG** = sbrinamento gas caldo.



Le **Mod TS** est un évaporateur à double flux de l'air, installation à plafond pour chambres à froid et salles de travail. Le **Mod. TSH** est pour la congélation et conservation du produit surgelé, écartement ailettes mm. 3,2. Le **Mod. TSM** est pour congélation et conservation du produit frais et surgelé, écartement ailettes mm. 5.5. **Mod. TSL** est pour congélation produit surgelé, écartement ailettes mm. 7,5. **Mod. TSZ** est pour congélation et conservation produit surgelé, écartement ailettes mm. 11. La série **TS** a 2 types : **Mod. TS/E** avec moteur \varnothing 300mm, monophasé avec pôles masqués 230v 1/50-60hz. **Mod. TS HIGH/LOW avec moteurs a 2 vitesses** \varnothing 315 monophasé 230v 1/50-60hz. **TS- SS** = sans dégivrage (recommandé jusqu'à 2°C) **TS- ED** = avec dégivrage électrique (recommandé jusqu'à -40°C), prédisposition pour la connexion 400v/3/50-60hz. **TS - HG** = dégivrage à gaz chaud.



The **MOD. TS** is dual discharge cooler, recommended for cold rooms with reduced height and working rooms. **MOD. TSH**: for fresh and frozen product storage, fin spacing mm. 3,2. **MOD. TSM**: for fresh and frozen product storage, fin spacing mm. 5.5. **MOD. TSL**: for fresh and frozen product storage, fin spacing mm. 7,5. **MOD. TSZ**: for fresh and frozen product storage, fin spacing mm. 11. The serie **TS** is in 2 versions: **MOD. TS/e** with motor \varnothing 300mm., monophasé, 230v/1/50-60hz. **MOD. TS HIGH/LOW WITH DOUBLE SPEED** motor \varnothing 315mm., monophasé, 230v/ 1/50-60hz. **TS - SS** = without defrost (recommended till 2°C) **TS - ED** = with electrical defrost (recommended till -40°C), arranged for the connection 400v/3/50-60hz. **TS - HG** = hot gas defrost.



ОПИСАНИЕ ПРОДУКТА **TS** - испаритель с двойной циркуляцией воздуха, предназначенный для использования в холодильных камерах небольшой высоты и разделочных залах. **МОД. TSH** Рекомендован для хранения свежих продуктов, шаг лопастей 3,2 мм. **МОД. TSM** Рекомендован для хранения свежих продуктов, шаг лопастей 5,5 мм. **МОД. TSL** Рекомендован для хранения свежих продуктов, шаг лопастей 7,5 мм. **МОД. TSZ** Рекомендован для хранения свежих продуктов, шаг лопастей 11 мм. СЕРИЯ **TS** подразделяется на 2 типа: **МОД. TS/e** с мотором \varnothing 300 мм, монофазным с экранированными полюсами 230в 1/50-60Гц, **МОД. TS HIGH/LOW С ДВУХСКОРОСТНЫМ МОТОРОМ** \varnothing 315 мм, монофазным, 230в 1/50-60Гц **TS - SS** = вариант без размораживания (рекомендуется до 2°C) **TS - ED** = вариант с электрическим размораживанием (рекомендуется до -40°C), для сети 400в /3/50-60Гц. **TS - HG** = размораживание горячим газом.

Modello	Condizioni d'uso:	Passo Alette:
Model	Use Conditions:	Fin Spacing:
H	10°C +2°C	mm 3,2
M	2°C -18°C	mm 5,5
L	0°C -30°C	mm 7,5
Z	0°C -40°C	mm 11



	Motori	DT1=8K	Aria	Freccia	Superficie	Vol.Int.	Consumo	230V.	Sbrinam.	Attacchi	Scarico	Peso
	Motor	KW	Air	Arrow	Surface	Int.Vol.	Consum.	1ph 50/60hz	Defrost	IN/OUT	Con.Dra.	Net W.
MODEL	N°Xd.	R404A	m³/h	Mt.	m²	dm³	w	A	ED W	mm	D.mm	Kg

x2

TSH/e 1	1x300	2.4	1400	8	16	2.2	130	0.8	1440	12-16	30	24
TSH/e 2	2x300	4.3	2800	8	32	4.4	260	1.6	2040	12-22	30	40
TSH/e 3	3x300	7	4200	8	48	6.6	390	2.4	3240	16-28	30	56
TSH/e 4	4x300	8.6	5600	8	64	8.8	520	3.2	4500	16-28	30	75
TSH/e 5	5x300	11.5	7000	8	80	11	650	4	5400	16-42	30	92
TSH/e 6	6x300	13	8400	8	95	13.2	780	4.8	6780	16-42	30	112

TSM/e 1	1x300	1.8	1450	10	10	2.2	130	0.8	1440	12-16	30	22
TSM/e 2	2x300	3.6	2900	10	20	4.4	260	1.6	2040	12-22	30	37
TSM/e 3	3x300	5.4	4350	10	29	6.6	390	2.4	3240	16-28	30	50
TSM/e 4	4x300	7.2	5800	10	39	8.8	520	3.2	4500	16-28	30	63
TSM/e 5	5x300	9.5	7250	10	48	11	650	4	5400	16-42	30	84
TSM/e 6	6x300	11	8700	10	58	13.2	780	4.8	6780	16-42	30	100

TSL/e 1	1x300	1.6	1500	10	8	2.2	130	0.8	1440	12-16	30	21
TSL/e 2	2x300	3.1	3000	10	15	4.4	260	1.6	2040	12-22	30	35
TSL/e 3	3x300	4.5	4500	10	22	6.6	390	2.4	3240	16-28	30	48
TSL/e 4	4x300	6.3	6000	10	29	8.8	520	3.2	4500	16-28	30	64
TSL/e 5	5x300	8	7500	10	37	11	650	4	5400	16-42	30	78
TSL/e 6	6x300	9.5	9000	10	44	13.2	780	4.8	6780	16-42	30	92

TSZ/e 1	1x300	1.5	1500	10	7	2.2	130	0.8	1440	12-16	30	21
TSZ/e 2	2x300	2.7	3000	10	12	4.4	260	1.6	2040	12-22	30	35
TSZ/e 3	3x300	4	4500	10	18	6.6	390	2.4	3240	16-28	30	48
TSZ/e 4	4x300	5.3	6000	10	23	8.8	520	3.2	4500	16-28	30	64
TSZ/e 5	5x300	7	7500	10	29	11	650	4	5400	16-42	30	78
TSZ/e 6	6x300	8	9000	10	35	13.2	780	4.8	6780	16-42	30	92



ED = SBRINAMENTO ELETTRICO
SS = SENZA SBRINAMENTO
HG = SBRINAMENTO GAS CALDO

Capacità reali di impiego alle condizioni di utilizzo:

Umidità in cella 85%
 Refrigerante R404A
 Temperatura ingresso aria 0°C
 Temperatura evaporazione -8°C = DT8K

usare valvola termostatica con equalizzatore esterno



ED = ELECTRIC DEFROST
SS = WITHOUT DEFROST
HG = HOT GAS DEFROST

Real capacities with following use conditions:

Humidit in the cold room 85%
 Refrigerant fluid R404A
 Air entering temp. 0°C
 Evaporating temp. -8°C = DT8K

use externally equalized thermostatic expansion valve

Modello	Condizioni d'uso:	Passo Alette:
Model	Use Conditions:	Fin Spacing:
H	10°C +2°C	mm 3,2
M	2°C -18°C	mm 5,5
L	0°C -30°C	mm 7,5
Z	0°C -40°C	mm 11



MOTORI DOPPIA VELOCITA DOUBLE SPEED MOTORS



	Motori	DT1=8K	Aria	Freccia	Superficie	Vol.Int.	Consumo	230V.	Sbrinam.	Attacchi	Scarico	Peso
	Motor	KW	Air	Arrow	Surface	Int.Vol.	Consum.	1ph	Defrost	IN/OUT	Con.Dra.	Net W.
MODEL	N°Xd.	R404A	m ³ /h	Mt.	m ²	dm ³	w	A	ED W	mm	D.mm	Kg

		RPM	RPM	RPM-RPM									
		1100	1340	1100-1340	x2								
TSH 1	1x315	2.1	2.5	1150/1550	6,5/8,5	16	2.2	110/140	0,52/0,62	1440	12-22	30	24
TSH 2	2x315	3.8	4.5	2300/3100	6,5/8,5	32	4.4	220/280	1/1,24	2040	12-22	30	40
TSH 3	3x315	6.5	8	3450/4650	6,5/8,5	48	6.6	330/420	1,51/1,86	3240	16-28	30	56
TSH 4	4x315	7.6	9	4600/6200	6,5/8,5	64	8.8	440/560	2/2,48	4500	16-28	30	75
TSH 5	5x315	10.1	12	5750/7750	6,5/8,5	80	11	550/770	2,5/3,10	5400	16-42	30	92
TSH 6	6x315	11.5	14	6900/9300	6,5/8,5	95	13.2	660/840	3/3,72	6780	16-42	30	112

TSM 1	1x315	1.7	2	1200/1600	7,5/9,5	10	2.2	110/140	0,52/0,62	1440	12-22	30	22
TSM 2	2x315	3.1	4	2400/3200	7,5/9,5	20	4.4	220/280	1/1,24	2040	12-22	30	37
TSM 3	3x315	5	5.5	3600/4800	7,5/9,5	29	6.6	330/420	1,51/1,86	3240	16-28	30	50
TSM 4	4x315	6.3	7.5	4900/6400	7,5/9,5	39	8.8	440/560	2/2,48	4500	16-28	30	63
TSM 5	5x315	8.2	10	6000/8000	7,5/9,5	48	11	550/770	2,5/3,10	5400	16-42	30	84
TSM 6	6x315	9.5	11.5	7200/9600	7,5/9,5	58	13.2	660/840	3/3,72	6780	16-42	30	100

TSL 1	1x315	1.4	1.8	1250/1650	8,5/10,5	8	2.2	110/140	0,52/0,62	1440	12-22	30	21
TSL 2	2x315	2.7	3.5	2500/3300	8,5/10,5	15	4.4	220/280	1/1,24	2040	12-22	30	35
TSL 3	3x315	4.3	5	3750/4950	8,5/10,5	22	6.6	330/420	1,51/1,86	3240	16-28	30	48
TSL 4	4x315	5.5	6.5	5000/6600	8,5/10,5	29	8.8	440/560	2/2,48	4500	16-28	30	64
TSL 5	5x315	7	8.5	6250/8250	8,5/10,5	37	11	550/770	2,5/3,10	5400	16-42	30	78
TSL 6	6x315	8.2	10	7500/9900	8,5/10,5	44	13.2	660/480	3/3,72	6780	16-42	30	92

TSZ 1	1x315	1.2	1.5	1250/1650	8,5/10,5	7	2.2	110/140	0,52/0,62	1440	12-22	30	21
TSZ 2	2x315	2.4	3	2500/3300	8,5/10,5	12	4.4	220/280	1/1,24	2040	12-22	30	35
TSZ 3	3x315	3.7	4.5	3750/4950	8,5/10,5	18	6.6	330/420	1,51/1,86	3240	16-28	30	48
TSZ 4	4x315	4.7	5.5	5000/6600	8,5/10,5	23	8.8	440/560	2/2,48	4500	16-28	30	64
TSZ 5	5x315	6.2	7.5	6250/8000	8,5/10,5	29	11	550/770	2,5/3,10	5400	16-42	30	78
TSZ 6	6x315	7.3	8.5	7500/9900	8,5/10,5	35	13.2	660/480	3/3,72	6780	16-42	30	92



ED = SBRINAMENTO ELETTRICO
SS = SENZA SBRINAMENTO
HG = SBRINAMENTO GAS CALDO

Capacità reali di impiego alle condizioni di utilizzo:

Umidità in cella 85%
 Refrigerante R404A
 Temperatura ingresso aria 0°C
 Temperatura evaporazione -8°C = DT8K

usare valvola termostatica con equalizzatore esterno

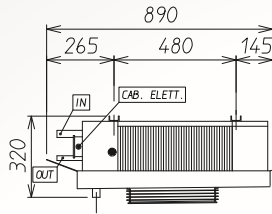


ED = ELECTRIC DEFROST
SS = WITHOUT DEFROST
HG = HOT GAS DEFROST

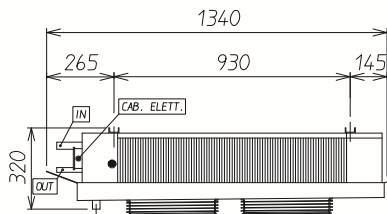
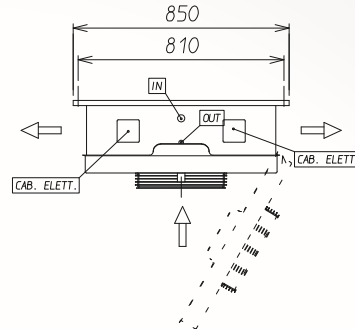
Real capacities whith following use conditions:

Humidit in the cold room 85%
 Refrigerant fluid R404A
 Air entering temp. 0°C
 Evaporating temp. -8°C = DT8K

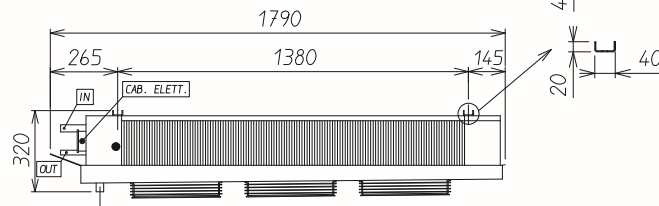
use externally equalized thermostatic expansion valve



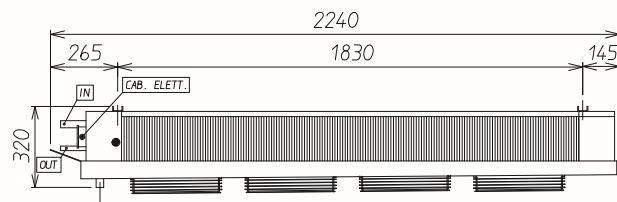
TS 1



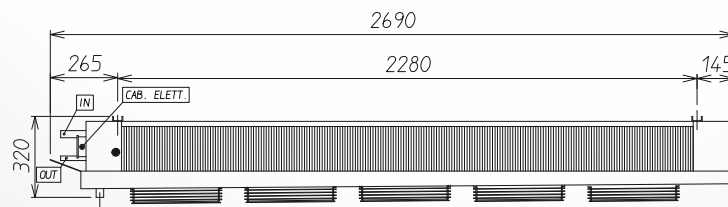
TS 2



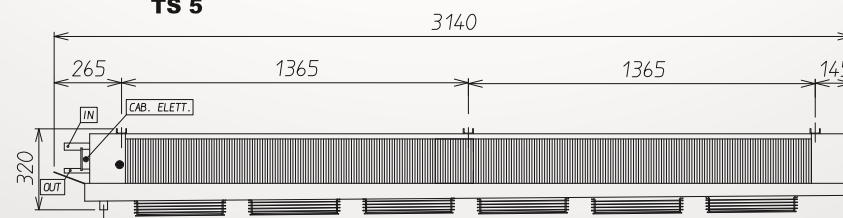
TS 3



TS 4



TS 5



TS 6